

Transform Your Home with Rustic Elegance: Easy DIY Projects to Create a Cozy and Inviting Ambiance



In an era of fast-paced living and technological advancements, many homeowners yearn for a sense of warmth and connection with nature.

Rustic decor, with its emphasis on natural materials and earthy tones, provides the perfect antidote to the hustle and bustle of modern life. Embracing the rustic style not only enhances the aesthetic appeal of your home but also fosters a comforting and inviting atmosphere that nourishes the soul.

With the right DIY projects, you can easily incorporate rustic charm into any room of your house without breaking the bank. This comprehensive article will guide you through a curated collection of beginner-friendly projects that will transform your living spaces into cozy havens. From charming wood-paneled accent walls to practical and stylish storage solutions, each project is meticulously explained with step-by-step instructions and helpful tips.



A Touch of Farmhouse Charm: Easy DIY Projects to Add a Warm and Rustic Feel to Any Room by Liz Fourez

★★★★☆ 4.6 out of 5

Language : English
File size : 26084 KB
Text-to-Speech : Enabled
Screen Reader : Supported
Enhanced typesetting : Enabled
X-Ray : Enabled
Print length : 301 pages



Rustic Accent Walls for a Dramatic Transformation

Accent walls are a brilliant way to add visual interest and define a specific area within a room. Rustic accent walls, in particular, bring a touch of nature indoors, creating a focal point that instantly elevates the ambiance.

1. Wood-Paneled Accent Wall



Wood paneling is a timeless classic that exudes warmth and character. This project involves transforming an ordinary wall into a rustic masterpiece using reclaimed wood or faux wood panels. With a little bit of carpentry skills and attention to detail, you can create a stunning accent wall that will make a lasting impression.

2. Faux Brick Accent Wall




Brick walls are synonymous with rustic charm and historical elegance. However, traditional bricklaying can be an expensive and time-consuming process. Faux brick panels offer a budget-friendly and easy-to-install alternative that mimics the look and texture of real bricks. In this project, we'll show you how to create a faux brick accent wall that will add a touch of industrial chic to any room.

Practical and Stylish Storage Solutions

Storage is essential for maintaining a tidy and organized home, but it doesn't have to be boring. Rustic storage solutions can combine functionality with aesthetics, adding both charm and practicality to your living spaces.

3. Floating Wood Shelves



Floating shelves are a versatile and space-saving storage option that can be used in any room of the house. Made from sturdy wood, these shelves not only provide ample display space for your favorite items but also add a touch of rustic warmth to the walls.

4. DIY Storage Crate



Storage crates are not just practical but also incredibly stylish. This project teaches you how to build a sturdy wooden storage crate that can be used to organize anything from toys and books to blankets and firewood. With its weathered finish and sturdy construction, this crate will add a touch of rustic character to any room.

Cozy Lighting for a Warm and Inviting Ambiance

Lighting plays a crucial role in setting the mood and ambiance of a room. Rustic lighting fixtures combine natural materials with warm, inviting light, creating a cozy and welcoming atmosphere.

5. DIY Pendant Light with Edison Bulbs



Edison bulbs, with their warm glow and vintage aesthetic, perfectly complement the rustic decor style. In this project, we'll show you how to create a stunning pendant light using reclaimed wood and Edison bulbs. This DIY light fixture will add a touch of industrial charm and create a warm and inviting atmosphere in any room.

6. Wall Sconces with Reclaimed Wood



Wall sconces are a great way to add ambient lighting while saving floor space. These DIY wall sconces, made from reclaimed wood and metal, combine rustic charm with modern functionality. With their warm and diffused light, these sconces will create a cozy and intimate ambiance in your bedroom, living room, or hallway.

Embracing the rustic decor style through DIY projects is a rewarding and transformative experience. With the step-by-step instructions and helpful tips provided in this article, you can create beautiful and practical additions to your home that will add warmth, character, and rustic charm to your living spaces. From accent walls that make a statement to storage solutions that combine style and functionality, and lighting fixtures that create a cozy ambiance, these projects will help you achieve the rustic retreat of your dreams.

As you embark on these DIY adventures, remember to embrace the imperfections and variations that come with working with natural materials. These imperfections are what give rustic decor its unique character and charm. So, gather your tools, gather your inspiration, and get ready to transform your home into a cozy and inviting haven where you can relax and recharge in the embrace of rustic elegance.




A Touch of Farmhouse Charm: Easy DIY Projects to Add a Warm and Rustic Feel to Any Room by Liz Fourez

★★★★☆ 4.6 out of 5

Language : English
File size : 26084 KB
Text-to-Speech : Enabled
Screen Reader : Supported
Enhanced typesetting : Enabled
X-Ray : Enabled
Print length : 301 pages


FREE

DOWNLOAD E-BOOK



An Illustrated Encyclopedia Of Live Concerts And Sessions: Uncover The Magic Of Live Music

Immerse yourself in the electrifying world of live music with An Illustrated Encyclopedia Of Live Concerts And Sessions. This groundbreaking work transports...



Non Physically Assaultive Attachment Based Chronic Covert Trauma: A Guide to Understanding and Healing

What is Covert Trauma? Covert trauma is a type of trauma that is not caused by physical violence but instead by emotional and psychological...